







Monday	Tuesday	Wednesday	Thursday	Friday
Literacy Oxford Reading Tree: Begin a new reader with your child. Write the title of this week's reader into your reading record. Jolly Phonics: Read the new list of words with your child. Revise tricky words & sounds. Initial sounds: Over the Moon page 67	Literacy Oxford Reading Tree & Jolly Phonics Word Book. Tricky word: do Over the Moon page 65 Phonics Revision: Just Phonics pg 11	Literacy Oxford Reading Tree & Jolly Phonics Word Book. Revise sounds and tricky words Tricky word: they Phonics Revision: Just Phonics pg 12	Literacy Oxford Reading Tree & Jolly Phonics Word Book Tricky word: you Over the Moon page 73 Phonics Revision: Just Phonics pg 13	Literacy Oxford Reading Tree & Jolly Phonics Word Book Revise sounds & tricky words. Over the Moon page 69.
	SESE Spring			SESE Valentine's Day
Numeracy Play the interactive game: https://data.cjfallon.ie/resources/19596/activity-82/index.html Busy at Maths page 82	Numeracy Play the interactive game: https://data.cjfallon.ie/resources/19596/activity-83/index.html Busy at Maths page 83	Numeracy Play the interactive game: https://data.cjfallon.ie/resources/19596/activity-84/index.html Busy at Maths page 84	Numeracy Choose one of this week's nursery rhymes: Little Bo Peep/ Little Miss Muffet/ Humpty Dumpty. Draw three pictures to show what happens in the beginning, middle and end of your chosen nursery rhyme.	Numeracy Heart Shaped Wreath Follow the instructions (attached to Monday email) to make a special Valentine's Day craft.
Handwriting Complete 1 page of Mrs. Murphy's letter copy.	Aistear Wrap up and go outside for play today. If you are in your garden or on a walk with your mammy/daddy look for some signs of spring. I can see daffodils beginning to grow in my garden.	PE PE with Joe https://www.youtube.com/playlist?list=PLyCLOPd4VxBuS4UeyHMcCVAJpWaNbGomt	Religion Grow in Love page 32	PE Try this Valentine's Day workout https://www.youtube.com/watch?v=g1l2DYCE_RA
Fine Motor Skills Try one of the fine motor activities.	Fine Motor Skills Complete 1 page of your cutting booklet.	Fine Motor Skills Try one of the fine motor activities.	Fine Motor Skills Complete 1 page of your cutting booklet.	Aistear Make a Valentine's Day card for someone in your family. 

Fine Motor Activities	Aistear - Art Ideas
 <p>Can you make a tricky word tower?</p>  <p>Place pegs on the edge of a bowl/ cup/bucket. This will develop hand muscles, pincer grip and hand eye coordination.</p>	 
 <p>Use some shaving foam and a tray. Can you trace your tricky words in the foam?</p>  <p>Use beads/ buttons/ cheerios to cover one of these designs.</p>	